



اولین تولید کننده هلدیهای ماشینکاری در ایران

Industrial Cutting Tools

20
19



Taban Gostar Pooya industrial group has provided CNC machinery services for various industries by applying the best machines for a long time.

This company has produced machinery holders with X-hold brand for the first time in Iran which can compete with famous companies.

X-hold offers high quality and swap guarantee in order to meet costumers expectations.





شرکت تابان گستر پویا با بهره گیری از ماشین آلات به روز اروپایی سال ها در انجام خدمات ماشین کاری CNC فعالیت داشته و خدمات ارزنده ای را بطور مستمر به صنایع نیروگاهی، خودرو و ریلی ارائه کرده است. این شرکت برای اولین بار با شناسایی نیاز روز بازار اقدام به تولید هولدر های ماشینکاری با نام تجاری X-hold نموده که توانسته با شرکت های خارجی رقابت کند و تولید این هولدر ها را در داخل کشور بومی سازی نماید. از امتیازات محصول X-hold کیفیت بالا، گارانتی تعویض بی قید و شرط و ارسال رایگان آن است که رضایت خاطر مشتریان را فراهم می نماید.



Face milling Holders

Run out ≤ 0.02

Improved cutting angles

Special coating

Precise diameter tolerance

Minimum vibration



End milling Holders


Run out ≤ 0.02

Improved cutting angles

Special coating

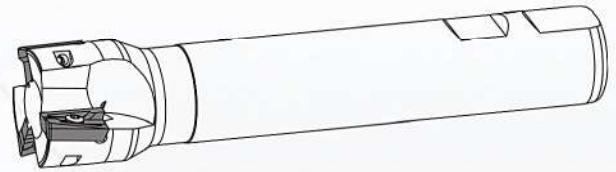
Precise diameter tolerance


Minimum vibration

 **X-HOLD[®]**



Milling Holders ▶ End mill



Insert	Product / Order code	C / W	Dia	Len	Teeth	Stock	
AP 10 FOR YG-1	EM - AP10 - D16 - W16 - L100 - Z2	W	16	100	2	■	
	EM - AP10 - D16 - W16 - L120 - Z2	W	16	120	2	■	
	EM - AP10 - D16 - W16 - L150 - Z2	W	16	150	2	■	
	EM - AP10 - D16 - C16 - L200 - Z2	C	16	200	2	■	
	EM - AP10 - D18 - W16 - L120 - Z2	W	18	120	2	■	
	EM - AP10 - D18 - W16 - L150 - Z2	W	18	150	2	■	
	EM - AP10 - D18 - C16 - L200 - Z2	C	18	150	2	■	
	EM - AP10 - D20 - W20 - L100 - Z3	W	20	100	3	■	
	EM - AP10 - D20 - W20 - L120 - Z3	W	20	120	3	■	
	EM - AP10 - D20 - W20 - L150 - Z3	W	20	150	3	■	
	EM - AP10 - D20 - C20 - L200 - Z3	C	20	200	3	■	
	EM - AP10 - D25 - W25 - L100 - Z3	W	25	100	3	■	
	EM - AP10 - D25 - W25 - L120 - Z3	W	25	120	3	■	
	EM - AP10 - D25 - W25 - L150 - Z3	W	25	150	3	■	
	EM - AP10 - D25 - C25 - L200 - Z3	C	25	200	3	■	
	EM - AP10 - D30 - W25 - L120 - Z4	W	30	120	4	■	
	EM - AP10 - D30 - W25 - L150 - Z4	W	30	150	4	■	
	EM - AP10 - D30 - C25 - L200 - Z4	C	30	200	4	□	
	EM - AP10 - D32 - W25 - L120 - Z4	W	32	120	4	■	
	EM - AP10 - D32 - W25 - L150 - Z4	W	32	150	4	■	
EM - AP10 - D32 - C25 - L200 - Z4	C	32	200	4	□		
EM - AP10 - D40 - W25 - L150 - Z5	W	40	150	5	□		
AP 16 FOR YG-1	EM - AP16 - D25 - C25 - L100 - Z2	C	25	100	2	□	
	EM - AP16 - D25 - W25 - L120 - Z2	W	25	120	2	■	
	EM - AP16 - D25 - W25 - L150 - Z2	W	25	150	2	■	
	EM - AP16 - D25 - C25 - L200 - Z2	C	25	200	2	■	
	EM - AP16 - D30 - W25 - L120 - Z3	W	30	120	3	■	
	EM - AP16 - D30 - W25 - L150 - Z3	W	30	150	3	■	
	EM - AP16 - D30 - C25 - L200 - Z3	C	30	200	3	□	
	EM - AP16 - D32 - W25 - L120 - Z3	W	32	120	3	□	
	EM - AP16 - D32 - W25 - L150 - Z3	W	32	150	3	■	

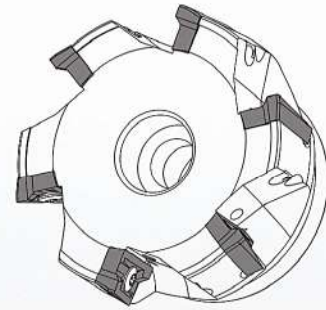
C : Cylindrical / W:Weldon / Stock ■ / 4 Week □ /  : Coolant

Milling Holders ▶ End mill





Insert	Product / Order code	C / W	Dia	Len	Teeth	Stock	
AP 16 FOR YG-1	EM - AP16 - D32 - C25 - L200 - Z3	C	32	200	3	□	
	EM - AP16 - D40 - W25 - L120 - Z4	W	40	120	4	□	
	EM - AP16 - D40 - W25 - L150 - Z4	W	40	150	4	□	
	EM - AP16 - D40 - C25 - L200 - Z4	C	40	200	4	□	
RD 10 FOR YG-1	EM - RD10 - D20 - W20 - L120 - Z2	W	20	120	2	■	
	EM - RD10 - D20 - W20 - L150 - Z2	W	20	150	2	■	
	EM - RD10 - D20 - C20 - L200 - Z2	C	20	200	2	■	
	EM - RD10 - D25 - W25 - L120 - Z2	W	25	120	2	■	
	EM - RD10 - D25 - W25 - L150 - Z2	W	25	150	2	■	
	EM - RD10 - D25 - C25 - L200 - Z2	C	25	200	2	□	
	EM - RD10 - D32 - W25 - L120 - Z3	W	32	120	3	□	
	EM - RD10 - D32 - W25 - L150 - Z3	W	32	150	3	□	
	EM - RD10 - D32 - C25 - L200 - Z3	C	32	200	3	□	
	EM - RD10 - D40 - W25 - L150 - Z4	W	40	150	4	□	
RD 12 FOR YG-1	EM - RD12 - D25 - W25 - L120 - Z2	W	25	120	2	■	
	EM - RD12 - D25 - W25 - L150 - Z2	W	25	150	2	■	
	EM - RD12 - D25 - C25 - L200 - Z2	C	25	200	2	■	
	EM - RD12 - D32 - W25 - L120 - Z3	W	32	120	3	□	
	EM - RD12 - D32 - W25 - L150 - Z3	W	32	150	3	□	
	EM - RD12 - D32 - C25 - L200 - Z3	C	32	200	3	□	
	EM - RD12 - D40 - W25 - L150 - Z4	W	40	150	4	□	
XOMX 12 For SECO	EM - X012 - D20 - W20 - L100 - Z2	W	20	100	2	□	
	EM - X012 - D20 - W20 - L120 - Z2	W	20	120	2	□	
	EM - X012 - D20 - W20 - L150 - Z2	W	20	150	2	□	
	EM - X012 - D20 - C20 - L200 - Z2	C	20	200	2	□	
	EM - X012 - D25 - W25 - L120 - Z3	W	25	120	3	□	
	EM - X012 - D25 - W25 - L150 - Z3	W	25	150	3	□	
	EM - X012 - D25 - C25 - L200 - Z3	C	25	200	3	□	
R390 Sandvik	EM - R390 - D16 - C16 - L100 - Z2	C	16	100	2	■	
	EM - R390 - D20 - C20 - L110 - Z2	C	20	110	2	■	
	EM - R390 - D25 - C25 - L120 - Z2	C	25	120	2	□	

C : Cylindrical / W:Weldon / Stock ■ / 4 Week □ /  : Coolant

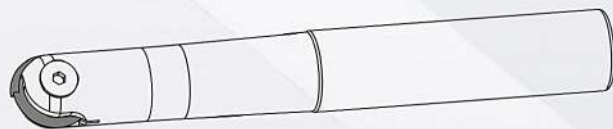


Milling Holders ▶ Facemill

Insert	Product / Order code	Dia	Len	Teeth	Stock	
AP10 For YG1	FM - AP10 - D50 - A22 - L40 - Z6 - C	50	40	6	□	✓
	FM75 - AP10 - D63 - A22 - L40 - Z5	63	40	5	□	
AP16 For YG1	FM - AP16 - D40 - A16 - L40 - Z4 - C	40	40	4	□	✓
	FM - AP16 - D50 - A22 - L40 - Z5	50	40	5	■	
	FM - AP16 - D50 - A22 - L40 - Z5 - C	50	40	5	□	✓
	FM - AP16 - D63 - A22 - L40 - Z5	63	40	5	□	
	FM - AP16 - D63 - A22 - L40 - Z6	63	40	6	□	
	FM - AP16 - D63 - A22 - L40 - Z6 - C	63	40	6	■	✓
RD10 For YG1	FM - RD10 - D40 - A16 - L40 - Z4	50	40	5	□	
	FM - RD10 - D50 - A22 - L50 - Z5 - C	50	50	5	□	✓
RD12 For YG1	FM - RD12 - D50 - A22 - L50 - Z5	50	50	5	■	
	FM - RD12 - D63 - A22 - L50 - Z6	63	50	6	■	
XOMX 12 _ SECO	FM - X012 - D63 - A22 - L40 - Z6	63	40	6	□	
R390 _ ISO	FM - R390 - D63 - A22 - L50 - Z6	63	50	6	□	
	FM - R390 - D80 - A27 - L50 - Z7	80	50	7	□	

Stock ■ / 4 Week □ /  : Coolant

Milling Holders ▶ Ballnose



Insert	Product / Order code	C / W	Dia	Len	Stock
P3212	BN -- P3212 - D12 - W12 - L120	W	12	120	□
	BN -- P3212 - D12 - W12 - L150	W	12	150	□
P3216	BN -- P3216 - D16 - W16 - L120	W	16	120	■
	BN -- P3216 - D16 - W16 - L150	W	16	150	■
	BN -- P3216 - D16 - C16 - L200	C	16	200	□
P3220	BN -- P3220 - D20 - W20 - L120	W	20	120	□
	BN -- P3220 - D20 - W20 - L150	W	20	150	■
	BN -- P3220 - D20 - C20 - L200	C	20	200	□
P3225	BN -- P3225 - D25 - W20 - L120	W	25	120	□
	BN -- P3225 - D25 - W16 - L150	W	25	150	■
	BN -- P3225 - D25 - C16 - L200	W	25	200	□

C : Cylindrical / W:Weldon / Stock ■ / 4 Week □


Milling Holders ▶ Slot mill



Insert	Product / Order code	Dia	C / W	Len	Stock
311 For Horn	GM - 311 - D9 - C12 - L100	09	12	100	■
	GM - 311 - D9 - C12 - L120	09	12	120	■
313 For Horn	GM - 313 - D12 - C16 - L120	12	16	120	■
	GM - 313 - D12 - C16 - L150	12	16	150	■
332 For Horn	GM - 332 - D14 - C16 - L120	14	16	120	■
	GM - 332 - D14 - C16 - L150	14	16	150	■
611.311 For Horn	GM - M611.311 - D9 - C12 - L100	09	12	100	□
	GM - M611.311 - D9 - C12 - L120	09	12	120	□
332 Horn	GM - 332 - D14 - C20 - L120	14	20	120	□

C : Cylindrical / W:Weldon / Stock ■ / 4 Week □

Milling Holders ▶ Screw head



Insert	Product / Order code	Dia	C / W	Len	Stock
	SH - D16 - L120 - M8	16	C	120	□
	SH - D16 - L150 - M8	16	C	150	□
	SH - D20 - L150 - M10	20	C	150	■
	SH - D20 - L200 - M10	20	C	200	□
	SH - D25 - L150 - M12	25	C	150	■
	SH - D25 - L200 - M12	25	C	200	□
	SH - D32 - L150 - M16	32	C	150	□
	SH - D32 - L200 - M16	32	C	200	□
	SH - D32 - L250 - M16	32	C	250	□

C : Cylindrical / W:Weldon / Stock ■ / 4 Week □





Internal Turning Holders

long tool life

Special coating

Minimum vibration



External Turning Holders

long tool life


Special coating

Minimum vibration





Turning Holders ▶ Internal turning



Insert	Product / Order code	Dia	Len	Stock
CCMT 06	S08 H SCLCR/L 06	8	100	□
	S10 K SCLCR/L 06	10	125	■
CCMT 09	S12 K SCLCR/L 09	12	125	■
	S16 P SCLCR/L 09	16	170	■
	S20 R SCLCR/L 09	20	200	■
CCMT 11	S16 P SCFCR/L 11	16	170	□
DCMT 07	S10 K SDUCR/L 07	10	125	■
	S12 K SDUCR/L 07	12	125	■
DCMT 11	S16 P SDUCR/L 11	16	170	■
	S16 P SDQCR/L 11	16	170	■
	S16 P SDPCR/L 11	16	170	□
	S20 R SDUCR/L 11	20	200	■
	S20 R SDQCR/L 11	20	200	□
DNMG 15	S25 S TDUNR/L 15	25	250	□
	S32 T TDUNR/L 15	32	300	□
	S40 U TDUNR/L 15	40	350	□

Stock ■ / 4 Week □

Turning Holders ▶ Internal threading



Insert	Product / Order code	Dia	Len	Stock
SIR/L 16	S16M-SIR/L 16	16	150	■
	S20P-SIR/L 16	20	170	■
	S25R-SIR/L 16	25	200	□
	S32S-SIR/L 16	32	250	□
SIR/L 22	S20P-SIR/L 22	20	170	□
	S25R-SIR/L 22	25	200	□
	S32S-SIR/L 22	32	250	□

Stock ■ / 4 Week □

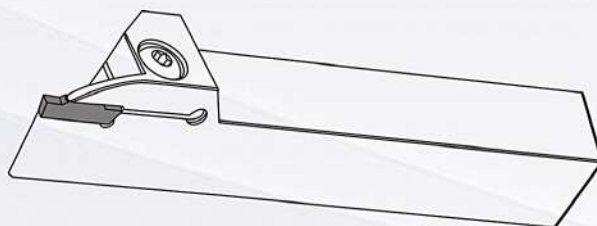
Turning Holders ▶ External turning



Insert	Product / Order code	b	h	Len	Stock
DCMT 11	SDJCR/L - 2020 - K11	20	20	125	■
	SDJCR/L - 2525 - M11	25	25	150	■
VBMT 11	SVJBR/L - 2020 - K11	20	20	125	■
	SVVBN - 2020 - K11	20	20	125	□
VBMT 16	SVJBR/L - 1616 - H16	16	16	100	□
	SVJBR/L - 2020 - K16	25	25	150	■
	SVJBR/L - 2525 - M16	25	25	150	■
WNMG 08	MWLNR/L - 2020 - K08	20	20	125	□
DNMG 15	TDJNR/L - 2020 - K15	20	20	125	□
	TDJNR/L - 2525 - M15	25	25	150	□
	TDJNN - 2525 - M15	25	25	150	□
	TDJNR/L - 3232 - P15	32	32	170	□
CNMG 12	TCLNR/L - 2020 - K12	20	20	125	□
	TCLNR/L - 2525 - M12	25	25	150	□
TNMG 16	MTJNR/L - 2020 - K16	20	20	125	□
TNMG 22	MTJNR/L - 2525 - M22	25	25	150	□
	MTJNR/L - 3232 - P22	32	32	170	□
RC 10	SRDCN - 2525 - M10	25	25	150	□
RC 16	SRDCN - 2525 - M16	25	25	150	□
RC 20	SRDCN - 2525 - M20	25	25	150	□

b : Shank width / h: Cutting edge height / Stock ■ / 4 Week □

Turning Holders ▶ External Grooving



Insert	Product / Order code	b	h	Len	Stock
EGT	EGT - 123 - 3 - R/L - 2020 - T20	20	20	125	□
	EGT - 123 - 3 - R/L - 2525 - T22	25	25	150	□

b : Shank width / h: Cutting edge height / Stock ■ / 4 Week □










































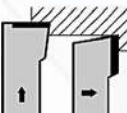
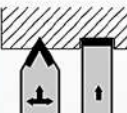













2019



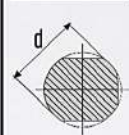












































پیشرو در صنعت ابزارآلات ماشینکاری

IDENTIFICATION CODE ACCORDING ISO 1832

External Turning Holder

S	P	K	N	R	25	25	M	12
Metod Of Mounting of Insert	Insert Shape	Tool Holder Shape	Clearance angle of Insert	Cutting Direction	Cutting Edge Height	Shenk width	Tool Holder length	Cutting Edge length
 Top clamping without hole  Top and Hole Clamping  Top and Hole Clamping  Hole Clamping (lever Lock)  Screw on	 L  R  S  T  H  M  D  P  A  O  T	 A  B  D  E  F  G  J  K  L  R  S  T	 A  B  C  D  E  F  G  N  P	 L  N  R	 h	 b	A-32 B-40 C-50 D-60 E-70 F-80 G-90 H-100 J-110 K-125 L-140 M-150 N-160 P-170 Q-180 R-200 S-250 T-300 U-350 V-400 W-450 X-Special	 ABK  C.D.E M.V.  L  H  O  P  R  S  T  W

Internal Turning Holder

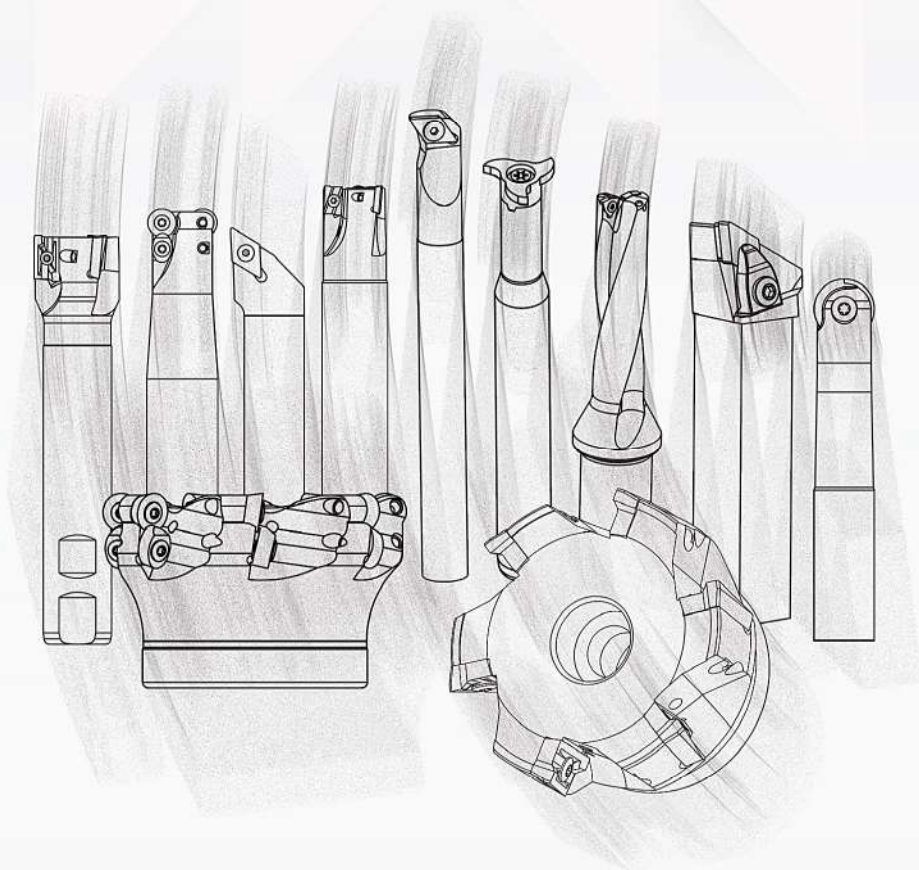
S	25	S	P	C	L	N	4	12
Metod of Mounting of Insert	Shank Diameter	Shank Length	Metod Of Mounting of Insert	Insert Shape	Tool Holder Shape Bar of Insert	Insert Clearance Ange	Cutting Direction	Cutting Edge Length
A : solid steel with coolant hole E : Carbide bar with fixed steel head and coolant hole C : carbide shank S : Steel shank	 d	A-32 B-40 C-50 D-60 E-70 F-80 G-90 H-100 J-110 K-125 L-140 M-150 N-160 P-170 Q-180 R-200 S-250 T-300 U-350 V-400 W-450 X-Special	 Top clamping without hole  Top and Hole Clamping  Top and Hole Clamping  Hole Clamping (lever Lock)  Screw on	 C  D  E  V  R  S  W  K	 U  L  K  F  Q  S  P  X  (-)  J	 A  B  C  D  E  F  G  N  P	 R  L	 ABK  C.D.E M.V.  L  H  O  P  R  S  T  W

Milling Holder

EM	A	P	10	D16	W16	L100	Z01	C
Cutter Style	Insert Shape	Clearance angle of Insert	Cutting Edge Length	Tool Diameter	Assembly Form and Diameter	Tool Length	Number of Effective Tooth	With coolant Hole
FM : FACE MILLING TOOLS					C : Cylindrical Shank w : weldon			
EM : END FACE MILLING TOOLS								
CM : CHAMFERING END MILLING TOOLS								
HM : HELIX END MILLING TOOLS								
BN : BALL NOSE END MILLING TOOLS								
SH : Screw Head Holder								
GM : Groove Milling								

Internal & External Threading Holder

TH	S	For External 25 25 For Internal 25	M	S	I	R	16
Threading Holder	External Shank Size	Cutting Edge Height and Shank Width	Shank Length	Method of Mounting of Insert	Type of Boring Bar	Shank Length	Insert Size
	A : Solid Steel With Coolant Hole E : Carbide Bar With fixed steel head and coolant hole C : Carbide Shank S : Steel Shank	External Internal 	A-32 B-40 C-50 D-60 E-70 F-80 G-90 H-100 J-110 K-125 L-140 M-150 N-160 P-170 Q-180 R-200 S-250 T-300 U-350 Y-400 W-450 X-Special	S : Screw Clamping T : Screw Clamping With Helix Angle	E : External I : Internal	 R : Right - Hand L : Left - Hand	 l (mm) d 06 5/32" 08 3/16" 11 1/4" 16 3/8" 22 1/2" 27 5/8"



2019




با همکاری شرکت PMS کره جنوبی





تهران - کیلومتر ۳۰ جاده ساوه - شهرک صنعتی نصیرآباد

خیابان صنعت - خیابان دکتر حسابی ۴ - پلاک ۲

 www.x-hold.com

 +98 21 56392675

 info@X-hold.com

 x-hold

  X_hold